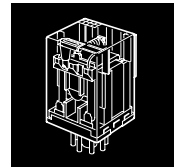




ELESTA

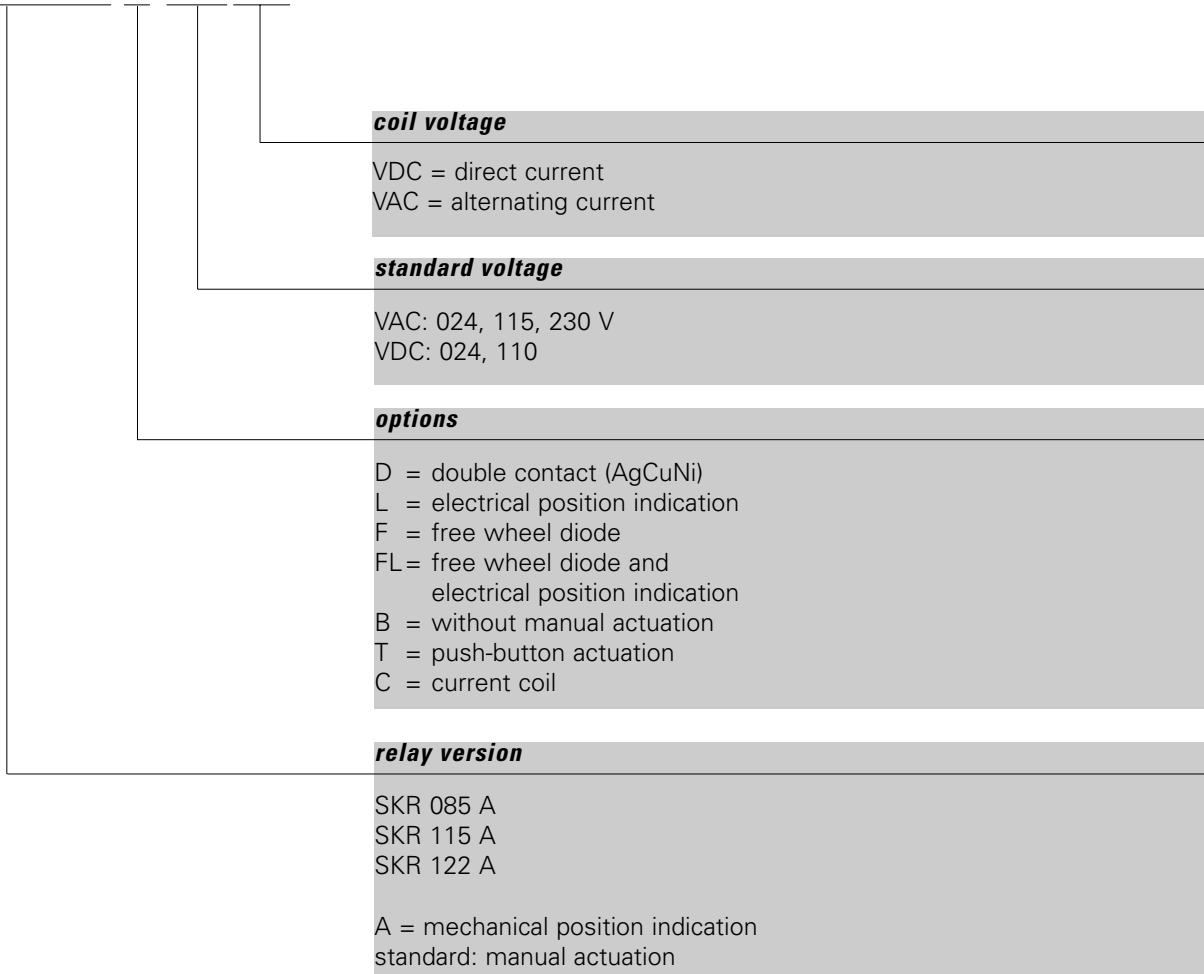
Elesta Elektrotechnik AG | industry relays and accessories

edition 2003



type number key

SKR 115 A ... 024VDC



order samples

manual actuation	position indication	free wheel diode	LED display						
•	•			SKR085 A	VDC/AC	SKR115 A	VDC/AC	SKR122 A	VDC/AC
•	•	•		SKR085 AF	VDC	SKR115 AF	VDC	SKR122 AF	VDC
•	•		•	SKR085 AL	VDC/AC	SKR115 AL	VDC/AC	SKR122 AL	VDC/AC
•	•	•	•	SKR085 AFL	VDC	SKR115 AFL	VDC	SKR122 AFL	VDC



SKR115 - industry relay, 11-pole



Industry relay with three change-over contacts in different versions

order numbers

serial version SKR 115 A ...
VDC/AC
with mechanical position indication

contact specifications

contact material	AgCuNi
contact type	single contact
nominal switching capacity	250 VAC 10 A AC1 2500 VA 440 VAC 4 A AC1
electric life expectancy	app. 700'000 operations 250 VAC, 10 A, AC1 (360 operations/h)
max. inrush current	40 A for 200 ms
switching current range	50 mA to 10 A
switching power range	0,3 VA to 2500 VA

options

electrical position indication SKR 115 L ..
with free wheel diode SKR 115 F ..
electrical position indication with free wheel diode SKR 115 FL ..
double contact SKR 115 D ..
without manual actuation SKR 115 B ..
push-button actuation SKR 115 T ..
current coil SKR 115 C ..
(combinations with mechanical and electrical position indication and free-wheel diode are possible)

general data

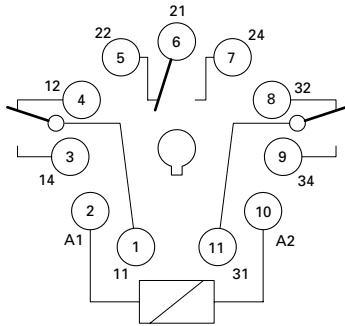
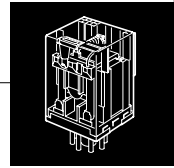
mechanic life expectancy	> 10 ⁸ operations
mechanical switching frequency	20 Hz
pull-in time	12 ms at DC / 3-10 ms at AC
release time	3,5 ms at DC / 2-15 ms at AC
bounce time normally open contact	3,5 ms at DC / 3-6 ms at AC
bounce time break contact	9 ms at DC / 6-11 ms at AC
shock resistance	AK: > 10 g
vibration resistance	10-55 Hz, AK: 10 g, RK: 3 g
test voltage, coil/contact	2500 V _{eff}
test voltage, open contact	1500 V _{eff}
insulation resistance	10 ¹² Ohm
weight	app. 80 g
installation situation	any
ambient temperature	max. +70 °C
protection standard	IP 40

accessories

plug-in socket ZVE 11
ZKE 118
ZKX 118
time module STM 100
metal clamp ZKR 008

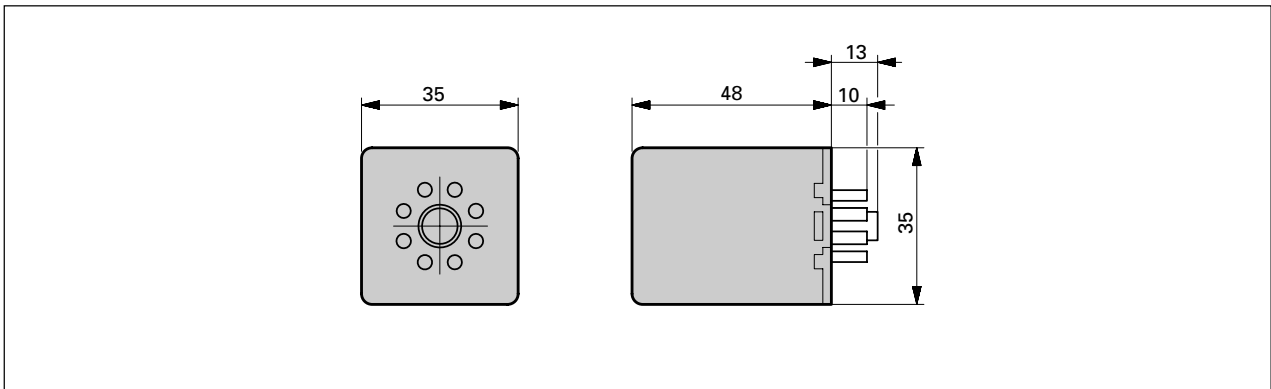
tests, instructions

certificates	UL, CSA, VDE
insulation group	VDE 0110 / group C 250 VAC

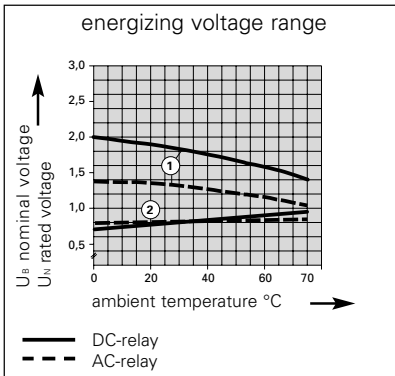


circuit diagram

dimensions



coil specifications



- single relay, no heat concentration by surrounding components with self-heating.
- on time 100%

- 1) max. energizing voltage without contact load
- 2) min. energizing voltage (guaranteed value), without operation in advance.



standard coils for direct current (other voltages on enquiry)

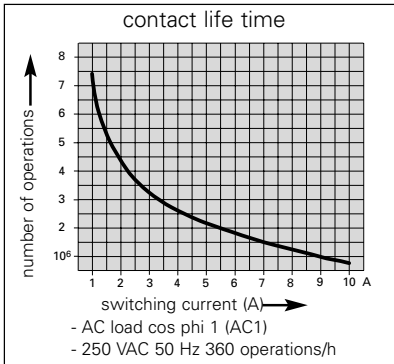
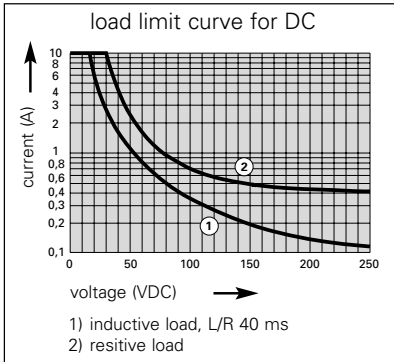
rated voltage VDC	pull-in voltage at 20 °C	reset voltage at 20 °C	nominal current mA	resistance Ohm at 20 °C	tolerance %
12	9,6	≥ 0,6	104	115	+/-10
24	19,2	≥ 1,2	50,0	480	+/-10
48	38,4	≥ 2,4	25,9	1850	+/-10
110	88,0	≥ 5,5	12,2	9'000	+/-15
220	176,0	≥ 11	7,58	29'000	+/-15

standard coils for alternated current (other voltages on enquiry)

VAC	pull-in voltage at 20 °C	reset voltage at 20 °C	nominal current mA	resistance Ohm at 20 °C	tolerance %
12	9,6	≥ 0,6	211	13,3	+/-10
24	19,2	≥ 1,2	104	52	+/-10
48	38,4	≥ 2,4	55	240	+/-10
110	88,0	≥ 5,5	23	1'120	+/-10
220	176	≥ 11,0	12,0	4'450	+/-10
230	184	≥ 11,5	11,5	5'600	+/-10

SKR-contact specifications

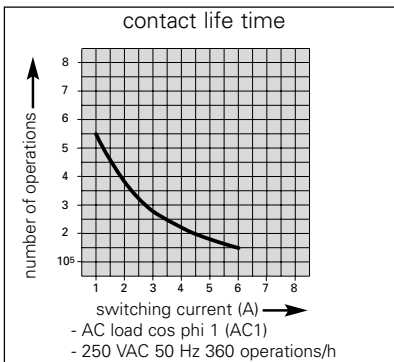
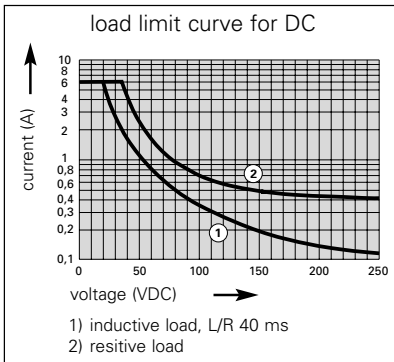
AgCuNi single contact



data valid for relay

	SKR 085 SKR 115 SKR 122
contact material	AgCuNi (Ag1,88 Ni0,12)
contact type	single contact
nominal switching capacity	250 VAC 10 A AC1 2500 VA 440 VAC 4 A AC1 1600 VA
electric life expectancy	app. 700'000 operations 250 VAC 10 A AC1 (360 operations/h)
max. inrush current	40 A for 20 ms
switching current range	30 mA to 10 A
switching power range	0,18 VA to 2500 VA
contact resistance	20 mΩ

AgCuNi double contact



data valid for relay

	SKR 085D SKR 115D SKR 122D
contact material	AgCuNi (Ag1,88 Ni0,12)
contact type	double contact
nominal switching capacity	250 VAC 6 A AC1 1500 VA
electric life expectancy	app. 150'000 operations 250 VAC 6 A AC1 (360 operations/h)
max. inrush current	15 A für 20 ms
switching current range	10 mA to 6 A
switching power range	0,06 VA to 1500 VA
contact resistance	10 mΩ