

SGR-PCB RELAYS 962

No. of contacts: **1 CO**
 Rated current: **8 A**
 Inrush current: **16 A**

Order description

SGR 962 ...VDC

Contact data

Contact material	AgCu ₃
Type of contact	Single contact
Rated switching capacity	250 VAC 8A AC1 2000 VA
Max. switching voltage	250 VAC
Electrical life	approx. 150.000 operations 250 VAC 8 A
Contact resistance	50 mΩ

Coil data

Nominal voltages	6-12-24-48-60-110 VDC
Pick-up voltage	approx. 0,7 x Nominal voltage (at 20 °C)
Power consumption	typically 500 mW

Options

Contact material AgCdO
 SGR 962 ...VDC ACO

General data

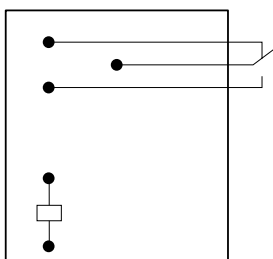
Mechanical life	> 30 x 10 ⁶ Operations
Max. switching frequency	360 Operations/h
Operate time	typically 8 ms
Release time	typically 4 ms
Bounce time	typically NO: 0,5 ms / NC: 5 ms
Vibration resistance	NO: 10 g, NC: 1,5 g (10-55 Hz)
Test voltage coil-contact	4.000 V _{eff}
Test voltage contact open	1.000 V _{eff}
Weight	approx. 20 g
Ambient temperature	-40°C - +70°C
Temperature of soldering bath	270°C / 5 s
Protection category	IP 40

Tests, regulations

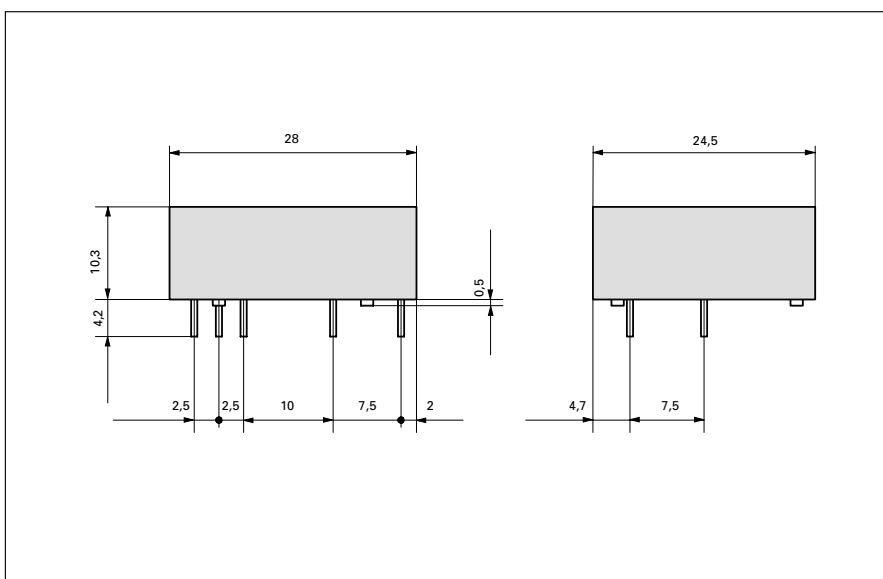
Approvals	on request
Insulation group	C/250
Creeping and leakage distance	8 mm

Diagram

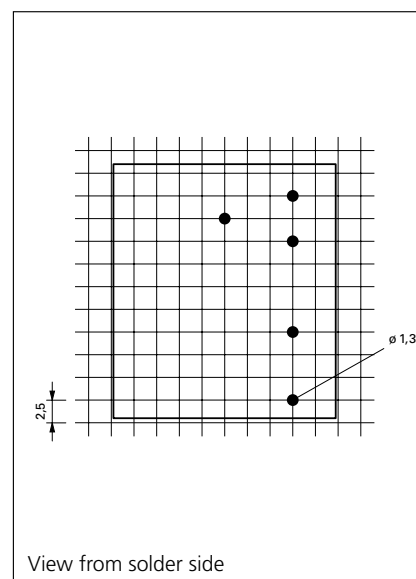
View from above



Dimensions drawing (mm)

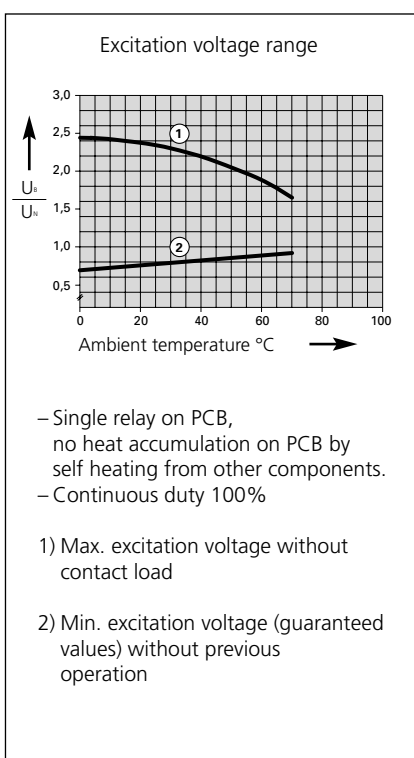


Drilling pattern (mm)



View from solder side

Coil data



Standard coil for direct current (other voltages on request)

Nominal voltage VDC	Min. pick-up voltage at 20°C	Drop-out voltage at 20°C	Nominal current mA	Resistance Ohm at 20°C	Tolerance %
6	4,1	0,3	75,00	80	10
12	8,5	0,6	36,30	330	10
24	16,8	1,2	20,00	1.200	10
48	33,0	2,4	10,20	4.700	13
60	41,0	3,0	8,30	7.200	15
110	74,0	5,5	8,10	13.500	15