



SGR-PCB RELAYS 362

No. of contacts: **1 CO, 1 NO or 1 NC**
 Rated current: **8 A**
 Inrush current: **30 A**

Order description

SGR 362 ...VDC
 SGR 342 ...VDC
 SGR 322 ...VDC

Contact data

Contact material	AgCuNi
Type of contact	Single contact
Rated switching capacity	250 VAC 8A AC1 2000 VA 440 VAC 3A AC15
Max. switching voltage	440 VAC
Electrical life	approx. 120.000 operations 250 VAC 8 A
Contact resistance	50 mΩ

Coil data

Nominal voltages	6-12-24-48-60-110 VDC
Pick-up voltage	approx. 0,75 x Nominal voltage (at 20 °C)
Power consumption	typically 500 mW / 240 mW*

Options

Contact material
 on request
 Washproof IP 54
 SGR 3x2 O ...VDC
 Sealed IP 67
 SGR 3x2 V ...VDC
 Sensitive coil*
 SGR 3x2 E ...VDC

General data

Mechanical life	> 50 x 10 ⁶ Operations
Max. switching frequency	360 Operations/h
Operate time	typically 8 ms
Release time	typically 3 ms
Bounce time	typically NO: 0,5 ms / NC: 5 ms
Vibration resistance	NO: 10 g, NC: 1,5 g (10-55 Hz)
Test voltage coil-contact	5.000 V _{eff} (typically 6.000 V _{eff})
Test voltage contact open	1.000 V _{eff}
Weight	approx. 20 g
Ambient temperature	-40°C - +70°C
Temperature of soldering bath	270°C / 5 s
Protection category	IP 42

Accessories

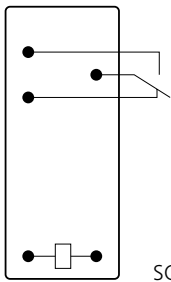
PCB mounting socket
 ZGR 002
 Socket with screw terminals
 ZGE 005
 Modules
 ZAE ...

Tests, regulations

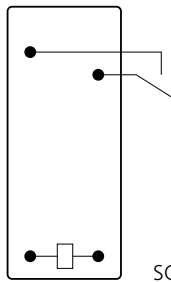
Approvals	on request
Insulation group	C/250
Creeping and leakage distance	> 14 mm

Diagrams

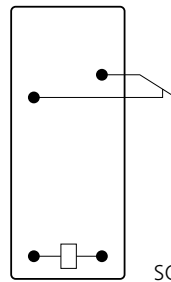
View from above



SGR 362

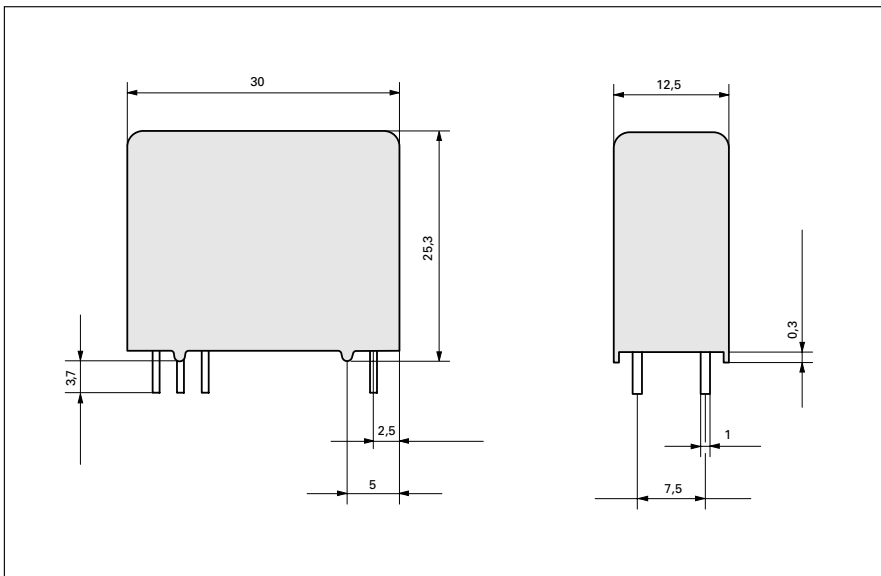


SGR 342

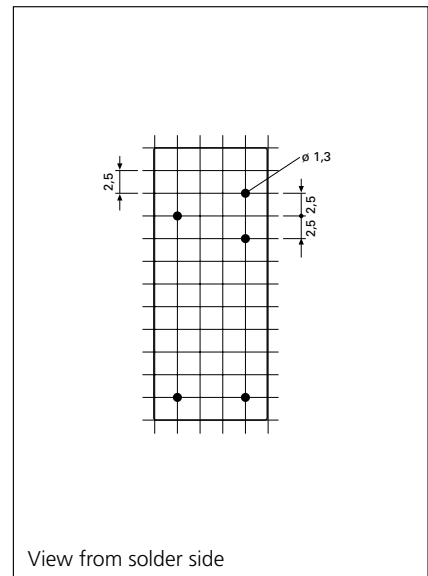


SGR 322

Dimensions drawing (mm)

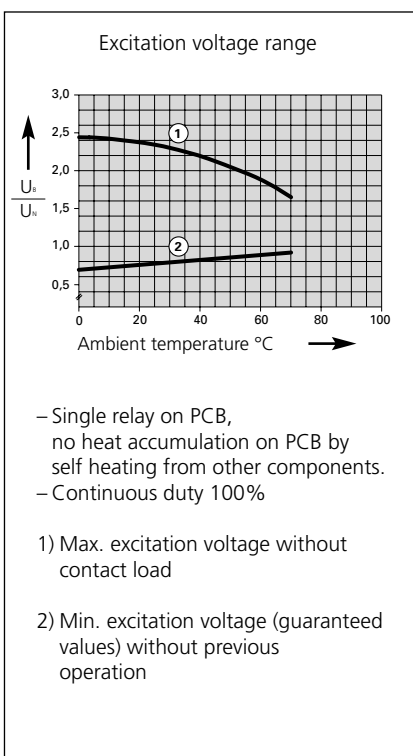


Drilling pattern (mm)



View from solder side

Coil data



Standard coil for direct current (other voltages on request)

Nominal voltage VDC	Min. pick-up voltage at 20°C	Drop-out voltage at 20°C	Nominal current mA	Resistance Ohm at 20°C	Tolerance %
6	4,5	0,3	85,70	70	10
12	9,0	0,6	44,40	270	10
24	18,0	1,2	21,80	1.100	10
48	36,0	2,4	10,90	4.400	13
60	45,0	3,0	8,75	6.850	15
110	82,5	5,5	5,50	20.000	15

Sensitive coil

6	4,50	0,3	37,50	160	10
12	9,00	0,6	16,60	720	10
24	18,00	1,2	10,40	2.300	10
48	36,00	2,4	4,80	10.000	15
60	45,00	3,0	4,00	15.000	15