



SGR-PCB RELAYS 662

No. of contacts: **1 CO, 1 NO or 1 NC**
 Rated current: **16 A**
 Inrush current: **50 A**

Order description

SGR 662 ...VDC
 SGR 642 ...VDC
 SGR 622 ...VDC

Contact data

Contact material	AgCdO
Type of contact	Parallel contact
Rated switching capacity	250 VAC 16A AC1 4000 VA 440 VAC 6A AC15
Max. switching voltage	440 VAC
Electrical life	approx. 200.000 operations 250 VAC 16 A
Contact resistance	50 mΩ

Coil data

Nominal voltages	6-12-24-48-60-110 VDC
Pick-up voltage	approx. 0,75 x Nominal voltage (at 20 °C)
Power consumption	typically 500 mW

Options

Contact material AgSnO₂ / AgCuNi
 SGR 6x2 ...VDC ASO
 SGR 6x2 ...VDC ACN
 Washproof IP 54
 SGR 6x2 O ...VDC
 Sealed IP 67
 SGR 6x2 V ...VDC
 Heavy current model
 SGR 642 H ...VDC
 Manual actuation
 SGR 662 T ...VDC

General data

Mechanical life	> 50 x 10 ⁶ Operations
Max. switching frequency	360 Operations/h
Operate time	typically 8 ms
Release time	typically 3 ms
Bounce time	typically NO: 0,5 ms / NC: 5 ms
Vibration resistance	NO: 10 g, NC: 1,5 g (10-55 Hz)
Test voltage coil-contact	5.000 V _{eff} (typically 6.000 V _{eff})
Test voltage contact open	1.000 V _{eff}
Weight	approx. 20 g
Ambient temperature	-40°C - +70°C
Temperature of soldering bath	270°C / 5 s
Protection category	IP 42

Accessories

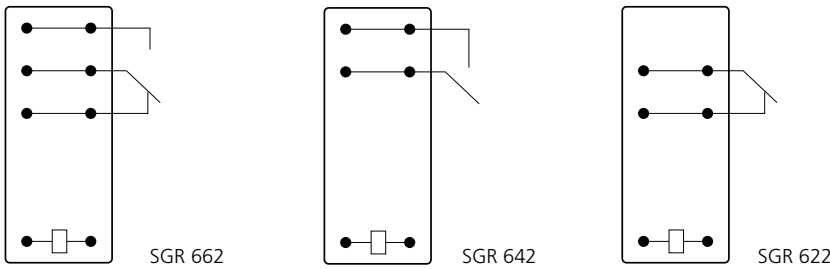
PCB mounting socket
 ZGR 001
 Socket with screw terminals
 ZGE 007
 ZGE 107
 Modules
 ZAE ...

Tests, regulations

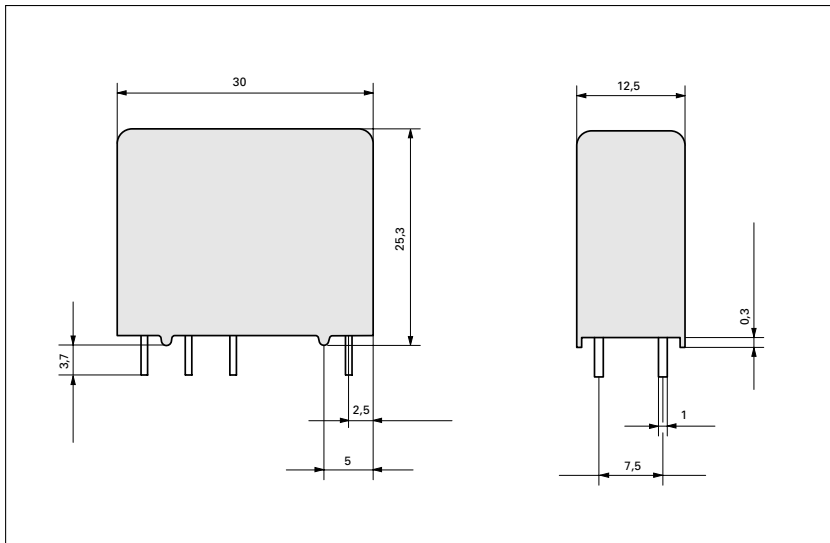
Approvals	on request
Insulation group	C/250
Creeping and leakage distance	> 14 mm

Diagrams

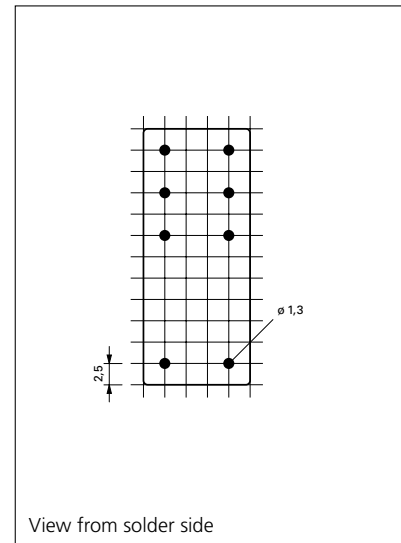
View from above



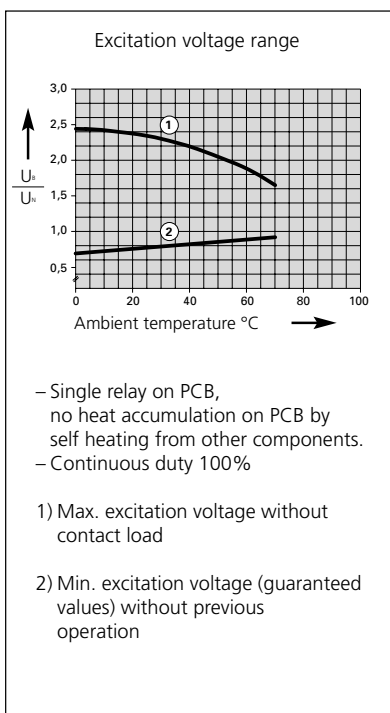
Dimensions drawing (mm)



Drilling pattern (mm)



Coil data



Standard coil for direct current (other voltages on request)

Nominal voltage VDC	Min. pick-up voltage at 20°C	Drop-out voltage at 20°C	Nominal current mA	Resistance Ohm at 20°C	Tolerance %
6	4,5	0,3	85,70	70	10
12	9,0	0,6	44,40	270	10
24	18,0	1,2	21,80	1.100	10
48	36,0	2,4	10,90	4.400	13
60	45,0	3,0	8,75	6.850	15
110	82,5	5,5	5,50	20.000	15