



- High switching capacity - 30A for 1 Form A
- 2 contact arrangements - 1 Form A or 1 Form C
- Sealed type available
- UL/C-UL recognized

	1 Form A		1 Form C	
			N.C.	N.O.
UL/C-UL Rating				
Resistive load ($\cos\phi=1$)	30A	240VAC	10A 240VAC	20A 240VAC 20A 120VAC
Inductive load ($\cos\phi=0.75\sim 0.8$)	15A	240VAC	10A 240VAC	10A 240VAC 10A 120VAC
Motor load	1-1/2HP	240VAC	1/2HP 240VAC	1-1/2HP 240VAC 3/4HP 120VAC
	3/4HP	120VAC	3/4HP 120VAC	

SPECIFICATIONS

Contact

Arrangement	1 Form A	1 Form C
Contact Material	Silver alloy	
Contact Resistance (By voltage 6V 1A)	Max.100mΩ	
Rating		
Max. Switching power	7200VA	N.C.: 2400VA N.O.: 4800VA
Max. Switching voltage	250VAC	
Max. Switching current	30A	N.C.: 10A N.O.: 20A
Expected life (min.ope)	Min.1×10 ⁷	
Mechanical(at 120 cpm)		N.O. 20A 240VAC Min.1×10 ⁵
Electrical (at 20 cpm)	30A 240VAC Min.1×10 ⁵	N.C. 10A 240VAC Min.1×10 ⁵

Characteristics

Operate Time	Max.15msec.	
Release Time	Max.10msec.	
Insulation Resistance	Min.100MΩ (500 VDC)	
Initial breakdown voltage	2500VAC (50/60Hz)for 1 min	
Between coil & contact	2500VAC (50/60Hz)for 1 min	
Between open contacts		
Shock	Functional	Min. 10G
Resistance	Destruction	Min. 100G
Vibration	Functional	10 to 55 Hz at double Amplitude of 1.5mm
Resistance	Destruction	10 to 55 Hz at double Amplitude of 1.5mm
Ambient temperature	-55℃ ~ +85℃	
Unit weight	Approx.27g	

Coil

Nominal operating power	Approx.0.9W
-------------------------	-------------

TYPICAL APPLICATION

1. Automotive..2. Air conditioner 3. Heating & ventilation 4. Home appliance

ORDERING INFORMATION

WJ117 - 1 C - 5Ω

① ② ③ ④

①Type	②Number of pole	③Contact form	④Coil voltage(DC)
WJ117	1 : 1 pole	A : 1 form A B : 1 form B C : 1 form C	5, 6, 9, 12, 15, 18, 24, 48, 110V

COIL DATA (at 20°C)

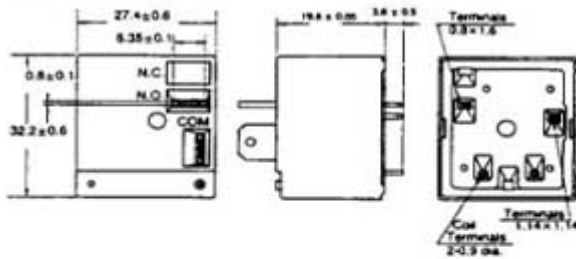
Nominal Voltage (VDC)	Pick-up Voltage VDC(Max.)	Drop-out Voltage VDC(Min.)	Coil Resistance (Ω)±10%	Nominal operating Power (W)	Max.Allowable Voltage
5	3.75	0.5	27	0.926	120% of nominal Voltage
6	4.50	0.6	40	0.900	
9	6.75	0.9	97	0.835	
12	9.00	1.2	155	0.930	
15	11.25	1.5	256	0.879	
18	13.50	1.8	380	0.853	
24	18.00	2.4	660	0.873	
48	36.00	4.8	2560	0.900	
110	82.50	11.0	13400	0.900	

DIMENSIONS

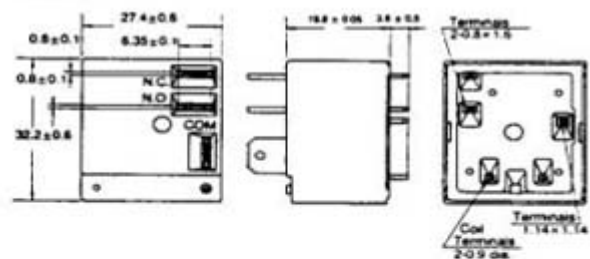
Unit: mm



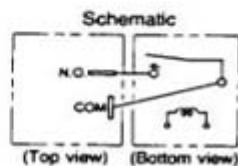
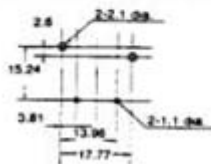
1 Form A



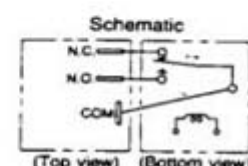
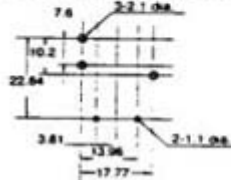
1 Form C



PC board pattern (Bottom view)



PC board pattern (Bottom view)



Tolerance: ±0.1