



- Miniature package with universal terminal footprint P.C. board technique.
- High dielectric withstanding for transient protection: 10,000 V surge in use. Between coil and contact.
- CCEE recognized
- UL/C-UL recognized

SPECIFICATIONS

Contact

Arrangement	2 C; 2A
Contact Material	Silver alloy
Contact Resistance (By voltage 6V 1A)	Max.100mΩ
Rating	
Nominal switching capacity	5A 250VAC 5A 24VDC
Resistive load	
Max. Switching voltage	250VAC 24VDC
Max. Switching current	5A
Max. Switching power	1250VA 120W
Expected life (min.ope)	
Mechanical(at 180 cpm)	1jA10 ⁷
Electrical (at 20 cpm)	1×10 ⁵

Characteristics

Item	Type	WJ113 (0.72W)	WJ113H (0.54W)
Operate Time		Max. 15msec.	Max. 20msec.
Release Time		Max. 10msec.	
Initial breakdown voltage		5000VAC (50/60Hz)for 1 min.	
Between coil & contact		1000VAC (50/60Hz)for 1 min.	
Between open contacts			
Insulation Resistance		Min.1000MΩ (500 VDC)	
Ambient temperature		-40°C ~ +70°C	
Operating humidity		45 to 85% RH	
Shock Resistance	Functional	Min. 10G	
	Destruction	Min. 100G	
Vibration Resistance	Functional	10 to 55 Hz at double Amplitude of 1.5mm	
	Destruction	10 to 55 Hz at double Amplitude of 1.5mm	
Unit weight		Approx. 13g	

COIL DATE

Coil Consumption	sensitive: 0.72W Hi-Sensitivity: 0.54W
Coil Voltage	3 - 48VDC
Coil Resistance	see COIL SPECIFICATION below

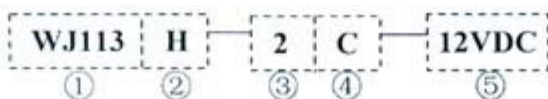
UL/C-UL RATING

Resistive load (cosφ=1)	5A 250VAC 5A 24VDC
Inductive load (cosφ=0.75j<0.8)	2A 240VAC 2A 120VAC

COIL SPECIFICATION (at 20°C)

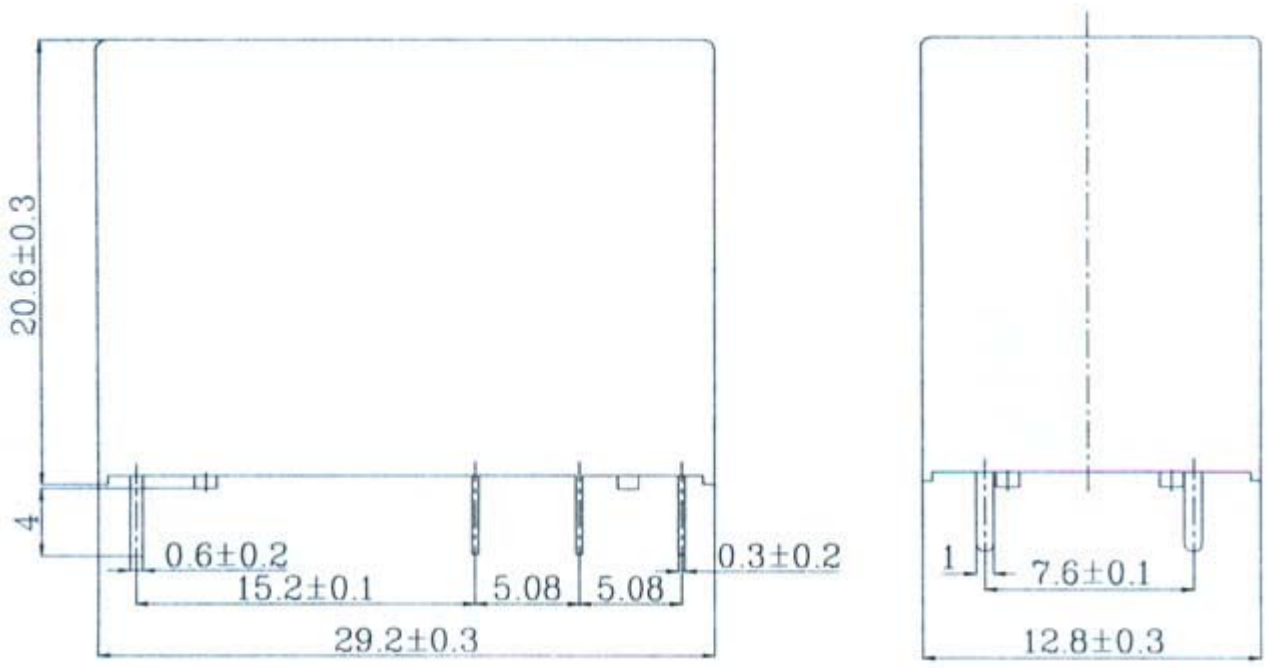
Nominal Voltage (VDC)	Coil Resistance (Ω)±10%	Nominal operating power (W)	Coil Resistance (Ω)±10%	Nominal operating power (W)	Pick-up Voltage (VDC)	Drop-out Voltage (VDC)	Max. Allowable Voltage (VDC)
3	12.5	abt 0.72	17	abt 0.54	80% Max.	5% Min.	130% of nominal Voltage
5	36		47				
6	50		68				
9	115		155				
12	200		270				
24	820		1100				
48	3300		4400				

ORDERING INFORMATION



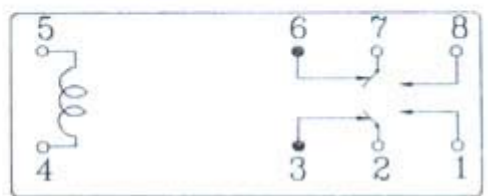

① Type	② Coil sensitivity	③ Number of pole	④ Contact form	⑤ Coil voltage(DC)
WJ113	Nil: 0.72W H: 0.54W	2:2pole	A: form A B: form B C: form C	3, 5, 6, 9, 12, 18, 24, 48V

DIMENSIONS Unit: mm



(BOTTOM VIEW)

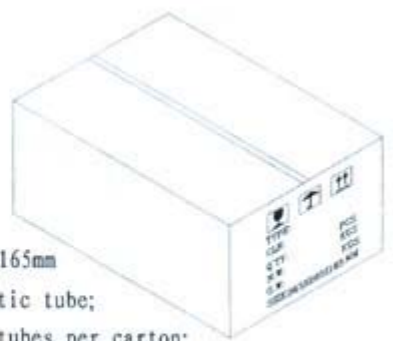
(BOTTOM VIEW)



pattern of printing



Packing



MEAS: 363x260x165mm
 25pcs per plastic tube;
 40pcs plastic tubes per carton;
 1000pcs Relays for total per carton;
 weight: Approx 18Kg;

Quality policy:

Today's quality is our future market;
 Our goal is pursuing Vendor satisfaction.

Environmental policy:

Keeping the system safe, Abiding by laws;
 Innovation in technology, Prevention of pollution;
 Advertising & education, Continuous improvement.