



- Miniature package with universal terminal footprint - p.c.board technique.
- High dielectric withstanding for transient protection: 10,000 v surge in use. Between coil and contact.
- CCEE recognized
- UL/C-UL recognized

**SPECIFICATIONS**
**Contact**

Arrangement	1C; 1A
Contact Material	Silver alloy
Contact Resistance (By voltage 6V 1A)	Max.100mΩ
Rating	10A 250VAC
Nominal switching capacity	10A 30VDC
Resistive load	
Max. Switching voltage	250VAC 30VDC
Max. Switching current	10A
Max. Switching power	2400VA 240W
Expected life(min.ope)	
Mechanical(at 180 cpm)	$1 \times 10^7$
Electrical (at 20 cpm)	$1 \times 10^5$

**Characteristics**

Item	Type	WJ112(0.72W)	WJ112(0.54W)
Operate Time		Max.15msec.	Max.20msec.
Release Time		8msec.Max.	
Initial breakdown voltage		5000VAC (50/60Hz)for 1 min.	
Between coil & contact		1000VAC (50/60Hz)for 1 min.	
Between open contacts			
Insulation Resistance		Min.1000MΩ (500 VDC)	
Ambient temperature		-40°C ~ +70°C	
Operating humidity		45 to 85% RH	
Shock Resistance	Functional	Min. 10G	
	Destruction	Min. 100G	
Vibration Resistance	Functional	10 to 55 Hz at double Amplitude of 1.5mm	
	Destruction	10 to 55 Hz at double Amplitude of 1.5mm	
Unit weight		Approx.13g	

**COIL DATE**

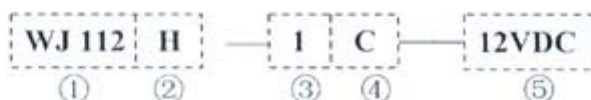
Coil	sensitive:0.72W
Consumption	Hi-Sensitivity:0.54W
Coil Voltage	3 - 48VDC
Coil Resistance	see COIL SPECIFICATION below

**UL/C-UL Rating**

Resistive load ( $\cos\phi=1$ )	10A 250VAC
Inductive load ( $\cos\phi=0.75 \sim 0.8$ )	10A 30VDC 5A 250VAC

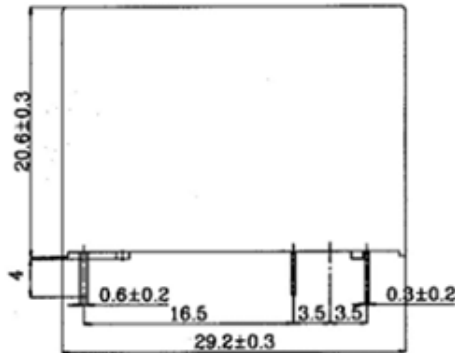
**COIL SPECIFICATION(at 20°C)**

Nominal Voltage (VDC)	Coil Resistance (Ω)±10%	Nominal operating power (W)	Coil Resistance (Ω)±10%	Nominal operating power (W)	Pick-up Voltage VDC	Drop-out Voltage VDC	Max.Allowable Voltage
3	12.5	0.72	17	0.54	80%Max.	5%Min.	130%of nominal Voltage
5	36		47				
6	50		68				
9	115		155				
12	200		270				
24	820		1100				
48	3300		4400				

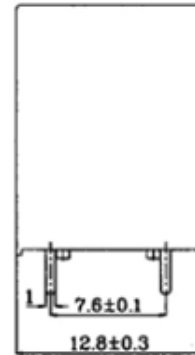
**ORDERING INFORMATION**


① Type	② Coil sensitivity	③ Number of pole	④ Contact form	⑤ Coil voltage(DC)
WJ112	H: 0.54W Nil: 0.72W	1 : 1pole	A: form A C: form C	3, 5, 6, 9, 12, 18, 24, 48V

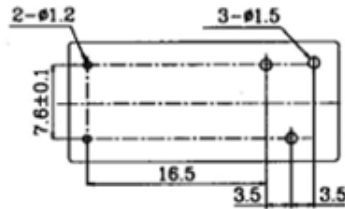
# DIMENSIONS Unit: mm



(BOTTOM VIEW)



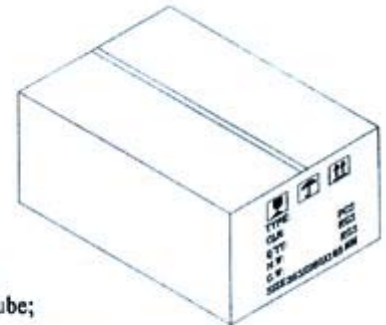
(BOTTOM VIEW)



## pattern of printing



## Packing



MEAS: 363x260x165mm  
 25pcs per plastic tube;  
 40pcs plastic tubes per carton;  
 1000pcs Relays for total per carton;  
 weight: Approx 16Kg;

## Quality policy:

Today's quality is our future market;  
 Our goal is pursuing Vendor satisfaction.

## Environmental policy:

Keeping the system safe, Abiding by laws;  
 Innovation in technology, Prevention of pollution;  
 Advertising & education, Continuous improvement.