



WANJIA

Relays for advanced technology

GENERAL-PURPOSE RELAY

WJ151-RELAYS



- Small size and light weight.
- Low coil power consumption.
- High contact load.
- Strong anti-shock high reliability.

SPECIFICATIONS

Contact

Arrangement	1A,1C	2A,2C
Contact Material	Silver alloy	Silver alloy
Contact Resistance (By voltage drop 6V 1A)	Max.50mΩ	Max.50mΩ
Rating Nominal switching capacity Resistive load	15A 240VAC 15A 24VDC	10A 240VAC 10A 24VDC
Max. Switching Voltage	30VDC/250VAC	30VDC/250VAC
Max. Switching Current	15A	10A
Max. Switching Power	3600VA/360W	2400VA/240W
Expected life (min.ope)		
Mechanical(at 120 cpm)	1×10 ⁷	1×10 ⁷
Electrical (at 20 cpm)	1×10 ⁵	1×10 ⁵

Characteristics

Operate Time	Max. 25msec.	
Release Time	Max. 25msec.	
Initial breakdown voltage	1500VAC (50/60Hz)for 1 min.	
Between coil contacts	1000VAC (50/60Hz)for 1 min.	
Between open & contact		
Insulation Resistance	Min. 100MΩ (500 VDC)	
Ambient temperature	-40°C ~ +70°C	
Operating humidity	45 to 85% RH	
Shock Resistance	Functional	Min. 10G
	Destruction	Min. 100G
Vibration Resistance	Functional	10 to 55 Hz at double Amplitude of 1.5mm
	Destruction	10 to 55 Hz at double Amplitude of 1.5mm
Unit weight	Approx.40g	

COIL DATE

Coil Consumption	sensitive: 1.0to1.3W or 0.9W
Coil Voltage (1 pole)	3 - 110VDC
Coil Voltage (2 pole)	6 - 24VAC
Coil Resistance	see COIL SPECIFICATION below

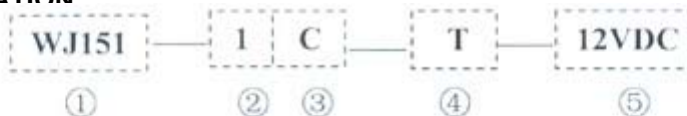
UL/C-UL Rating file No:E196453

	1A, 1C	2A, 2C
Resistive load (cosφ=1)	15A 240VAC	10A 240VAC
Inductive load (cosφ=0.75;κ<0.8)	15A 240VAC	10A 240VDC
	7A	5A 240VAC

COIL SPECIFICATION (at 20°C)

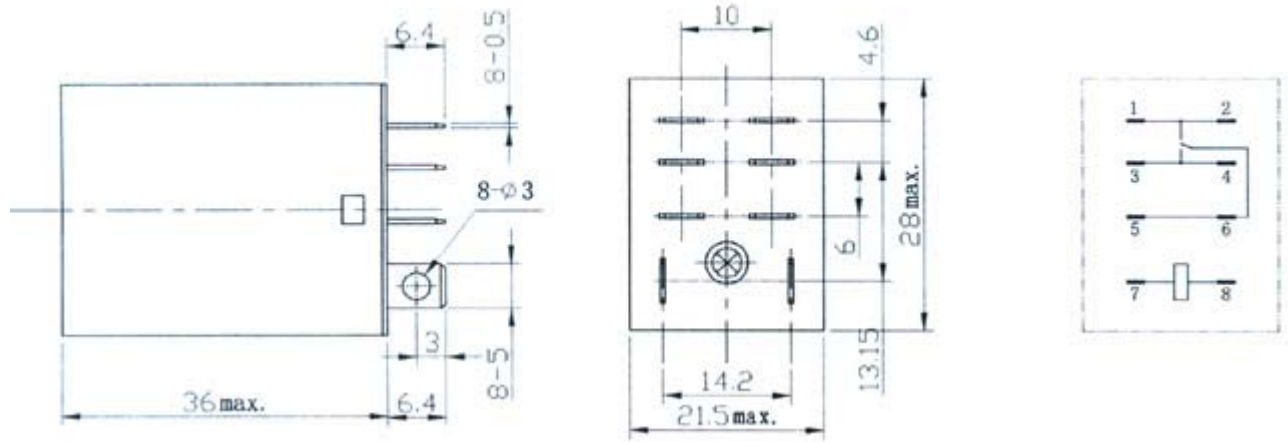
Type	Nominal Voltage (VDC) (VAC)	Coil Resistance (Ω)±10%	Nominal operating power	Pick-up Voltage (VDC)	Drop-out Voltage (VDC)	Max.Allowable Voltage (VDC)
AC	5	27	0.9W	75%Max.	10%Min.	110%of nominal Voltage
	6	40				
	9	97				
	12	155				
	15	256				
	18	380				
	24	660				
	48	2560				
	70	5500				
	110	13400				
DC	12	25	abt.2.0VA	75%Max.	30%Min.	110%of nominal Voltage
	24	100				
	120	2500				
	220/240	134900				

ORDERING INFORMATION

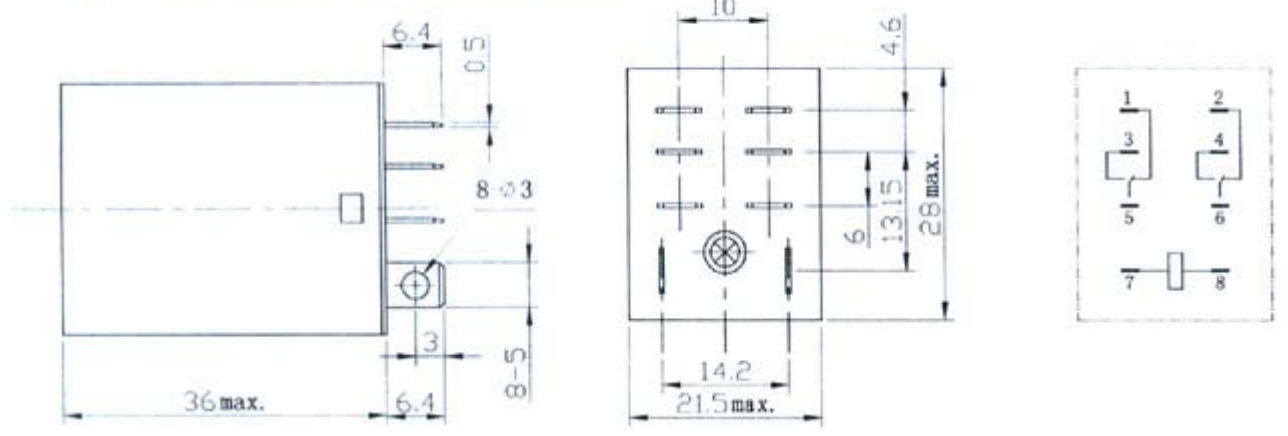


Type	Number of pole	Contact form	Terminal	Coilvoltage
WJ151	1 : 1pole	A: Form A B: Form B C: Form C	P: PC Board T: Plug-in F: Flange case& plug-in	Coil: 6-110VDC
	2 : 2pole			6-240VAC

WJ151-1Pole plug-in terminal

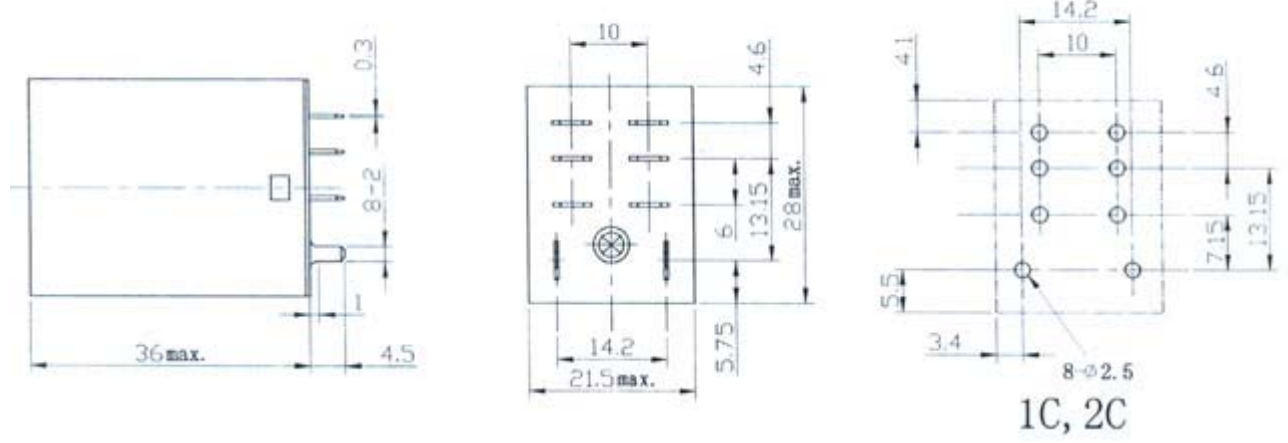


WJ151-2Pole plug-in terminal

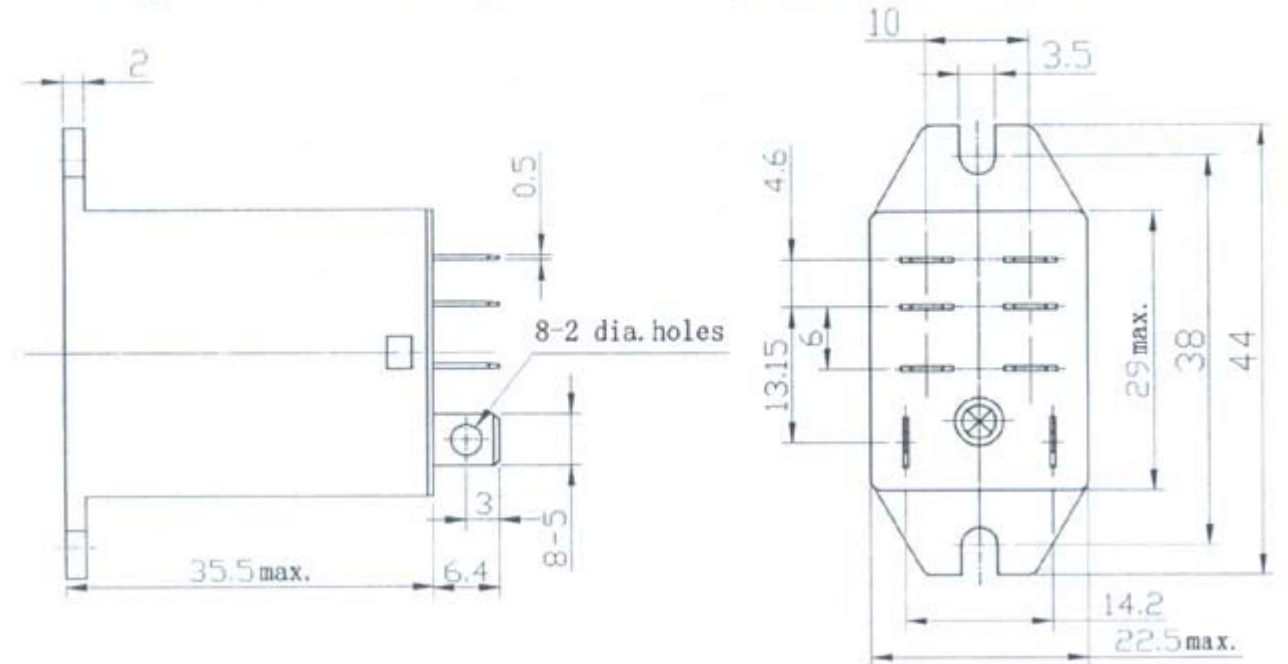


**WJ151-1Pole P.C Board terminal
WJ151-2Pole P.C Board terminal**


Mounting holes (bottom view)



**WJ151-1Pole Flange case and plug-in terminal
WJ151-2Pole Flange case and plug-in terminal**

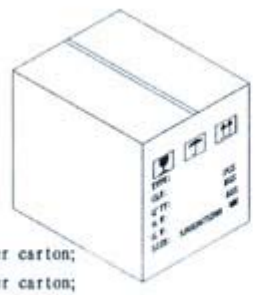


pattern of printing



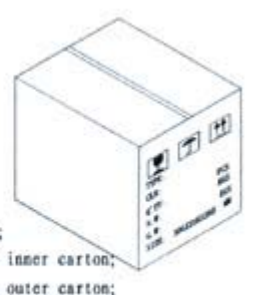
**Packing
WJ151-XX-F**

MEAS: 320x267x298mm
30pcs per plastic tray;
5pcs plastic trays per inner carton;
2pcs inner cartons per outer carton;
300pcs Relays for total per outer carton;
weight: Approx 14.4Kg;



**WJ151-XX-T
WJ151-XX-P**

MEAS: 305x256x265mm
40pcs per plastic tray;
5pcs plastic trays per inner carton;
2pcs inner cartons per outer carton;
400pcs Relays for total per outer carton;
weight: Approx 16.4Kg;



Quality policy:
Today's quality is our future market;
Our goal is pursuing Vendor satisfaction.

Environmental policy:
Keeping the system safe, Abiding by laws;
Innovation in technology, Prevention of pollution;
Advertising & education, Continuous improvement.