



SGR-PCB RELAYS 6GH

No. of contacts: **1 CO or 1 NO**
 Rated current: **10 A**
 Inrush current: **15 A**

Order description

SGR 6GH ... 1C
 SGR 6GH ... 1A ASO

Contact data

Contact material	AgCdO
Type of contact	Single contact
Rated switching capacity	250 VAC 7A AC1 1750 VA (1C) 250 VAC 10A AC1 2500 VA (1A)
Max. switching voltage	250 VAC / 24 VDC
Electrical life	approx. 100.000 operations
Contact resistance	100 mΩ

Coil data

Nominal voltages	5-6-9-12-18-24-48 VDC
Pick-up voltage	approx. 0,75 x Nominal voltage (at 20 °C)
Power consumption	typically 360 mW (48VDC: 510 mW)

Options

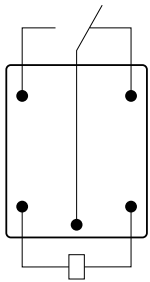
Contact material AgSnO2
 SGR 6GH ... 1A ASO
 Sealed IP 67
 SGR 6GH ... V

General data

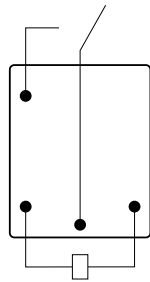
Mechanical life	10 x 10 ⁶ Operations
Operate time	typically 10 ms
Release time	typically 5 ms
Bounce time	typically 5 ms
Vibration resistance	10 g (10-55 Hz)
Test voltage coil-contact	1.500 V _{eff}
Test voltage contact open	750 V _{eff}
Weight	approx. 10 g
Ambient temperature	-40°C - +70°C
Temperature of soldering bath	260°C / 5 s

Diagrams

View from above

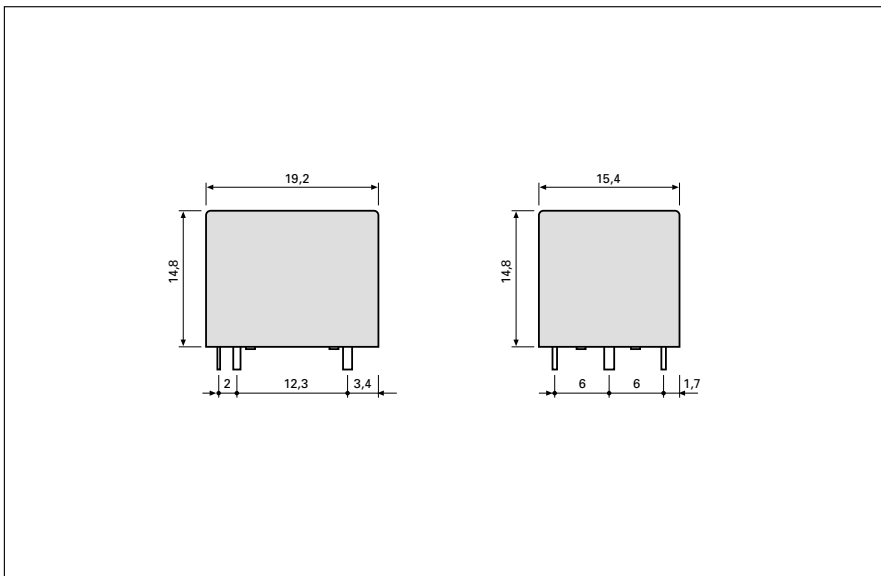


SGR 6GH...1C

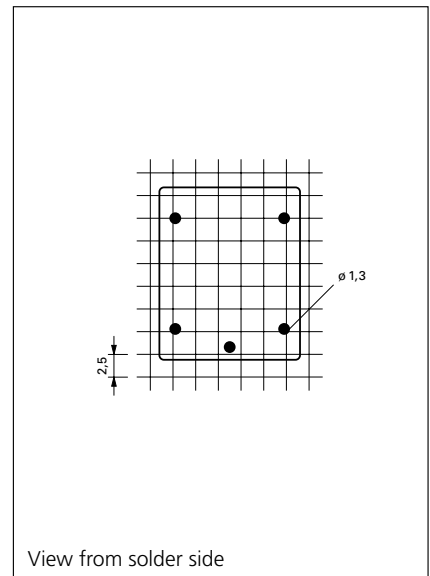


SGR 6GH...1A ASO

Dimensions drawing (mm)

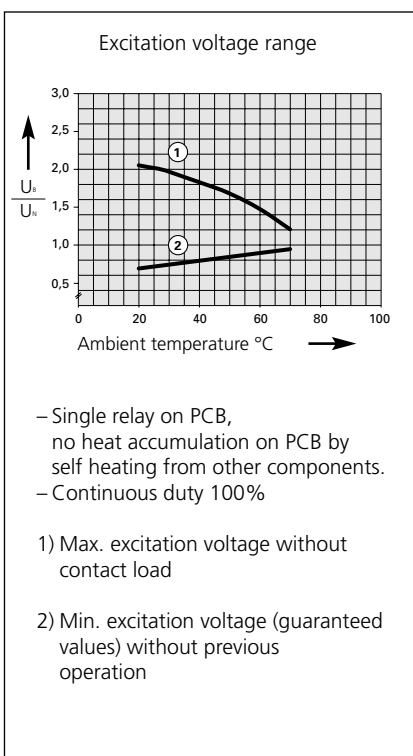


Drilling pattern (mm)



View from solder side

Coil data



Standard coil for direct current (other voltages on request)

Nominal spannung VDC	Min. pick-up voltage at 20°C	Drop-out spannung at 20°C	Nominal current mA	Resistance Ohm at 20°C	Tolerance %
5	3,75	0,50	71,43	70	10
6	4,50	0,60	60,00	100	10
9	6,75	0,90	40,00	225	10
12	9,00	1,20	30,00	400	10
18	13,50	1,80	20,00	900	10
24	18,00	2,40	15,00	1.600	10
48	36,00	4,80	10,67	4.500	10