



SGR-PCB RELAYS 14

No. of contacts: **1 NO**
 Rated current: **10 A**
 Inrush current: **16 A**

Order description

SGR 14 ... 1A

Contact data

Contact material	AgCdO
Type of contact	Single contact
Rated switching capacity	125 VAC 10 A AC1 1250 VA 125 VAC 16 A AC1 2000 VA (H-Version)
Max. switching voltage	277 VAC / 30 VDC
Electrical life	approx. 100.000 operations 125 VAC 10 A
Contact resistance	50 mΩ

Coil data

Nominal voltages	5-6-9-12-18-24-48 VDC
Pick-up voltage	approx. 0,8 x Nominal voltage (at 20 °C)
Power consumption	typically 200 mW (48VDC: 400 mW)

Options

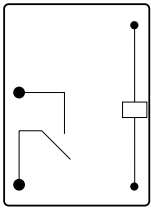
Heavy current model (125 VAC 16 A)
 SGR 14 ... 1A H
 Sealed IP 67
 SGR 14 ... 1A V
 Relays with change-over contact
 SGR 14 ... 1C

General data

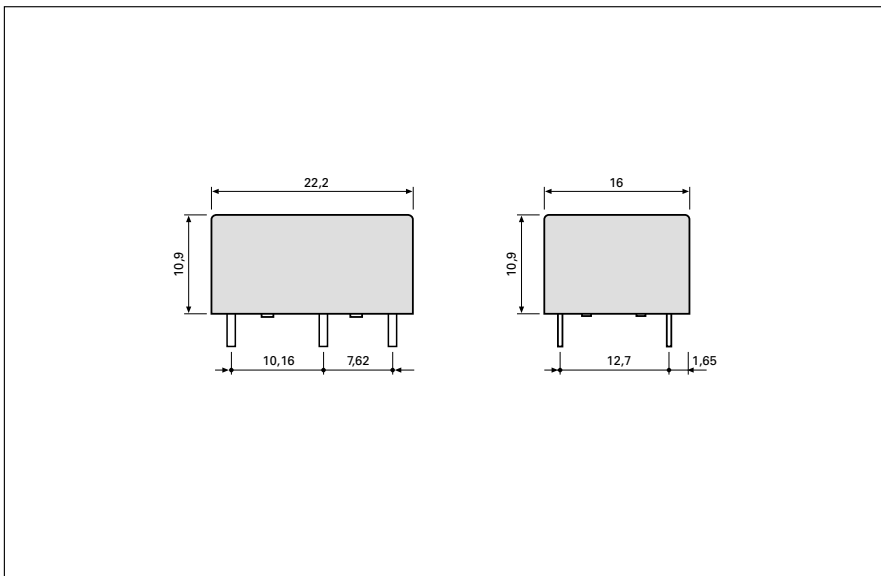
Mechanical life	10 x 10 ⁶ Operations
Operate time	typically 10 ms
Release time	typically 4 ms
Bounce time	typically 7 ms
Vibration resistance	10 g (10-55 Hz)
Test voltage coil-contact	1.500 V _{eff}
Test voltage contact open	1.050 V _{eff}
Weight	approx. 8 g
Ambient temperature	-40°C - +70°C
Temperature of soldering bath	260°C / 5 s

Diagram

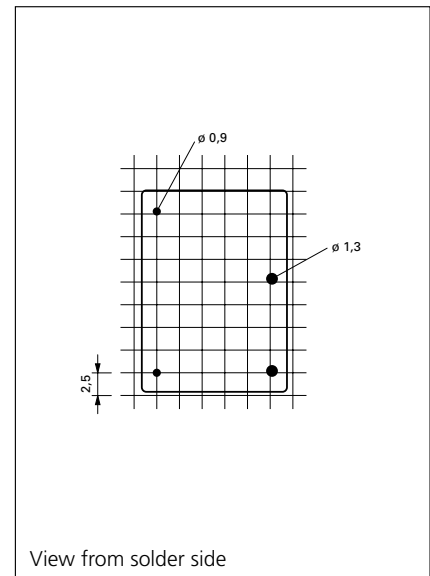
View from above



Dimensions drawing (mm)

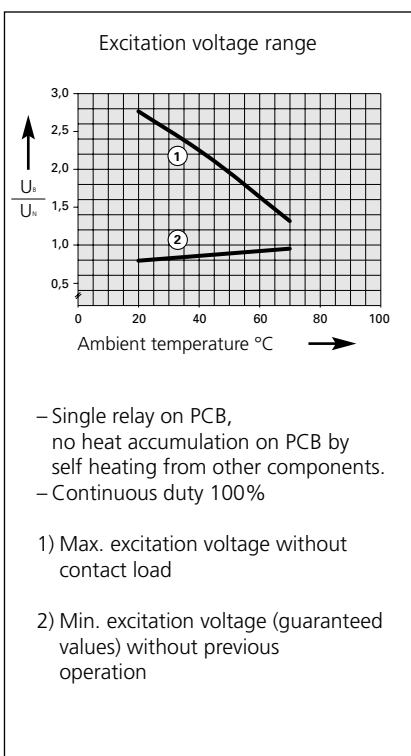


Drilling pattern (mm)



View from solder side

Coil data



Standard coil for direct current (other voltages on request)

Nominal spannung VDC	Min. pick-up voltage at 20°C	Drop-out spannung at 20°C	Nominal current mA	Resistance Ohm at 20°C	Tolerance %
5	4,00	0,25	40,00	125	10
6	4,80	0,30	33,30	180	10
9	7,20	0,45	22,20	405	10
12	9,60	0,60	16,70	720	10
18	14,40	0,90	11,10	1.620	10
24	19,20	1,20	8,30	2.880	10
48	38,40	2,40	8,30	5.760	10