

## SGR-PCB RELAYS 563

No. of contacts: **1 CO, 1 NO or 1 NC**  
 Rated current: **12 A**  
 Inrush current: **50 A**

### Order description

SGR 563 ...VDC

SGR 543 ...VDC

SGR 523 ...VDC

### Contact data

Contact material	AgSnO <sub>2</sub>
Type of contact	Single contact
Rated switching capacity	250 VAC 12A AC1 3000 VA
Max. switching voltage	400 VAC
Electrical life	approx. 100.000 operations 250 VAC 12 A
Contact resistance	< 50 mΩ

### Coil data

Nominal voltages	5-6-9-12-18-24--36-48-60-110 VDC
Pick-up voltage	approx. 0,7 x Nominal voltage (at 20 °C)
Power consumption	typically 400 mW

### Options

Sealed IP 67

SGR 5x3V ...VDC ...

### General data

Mechanical life	30 x 10 <sup>6</sup> Operations
Max. switching frequency	350 Operations/h
Operate time	typically 8 ms
Release time	typically 4 ms
Bounce time	typically 2 ms
Vibration resistance	10 g (10-55 Hz)
Test voltage coil-contact	5.000 V <sub>eff</sub>
Test voltage contact open	1.000 V <sub>eff</sub>
Weight	11,5 g
Ambient temperature	-40°C - +85°C
Temperature of soldering bath	270°C / 5 s
Protection category	IP 40

### Accessories

PCB mounting socket

ZGR 001

Socket with screw terminals

ZGE 007

ZGE 107

Modules

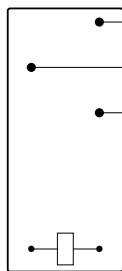
ZAE ...

### Tests, regulations

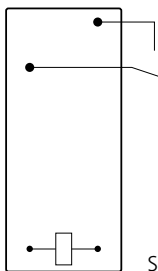
Approvals	on request
Insulation group	C/250
Creeping and leakage distance	10 mm

Diagrams

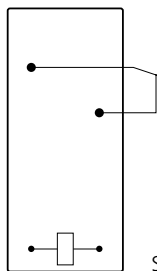
View from above



SGR 563

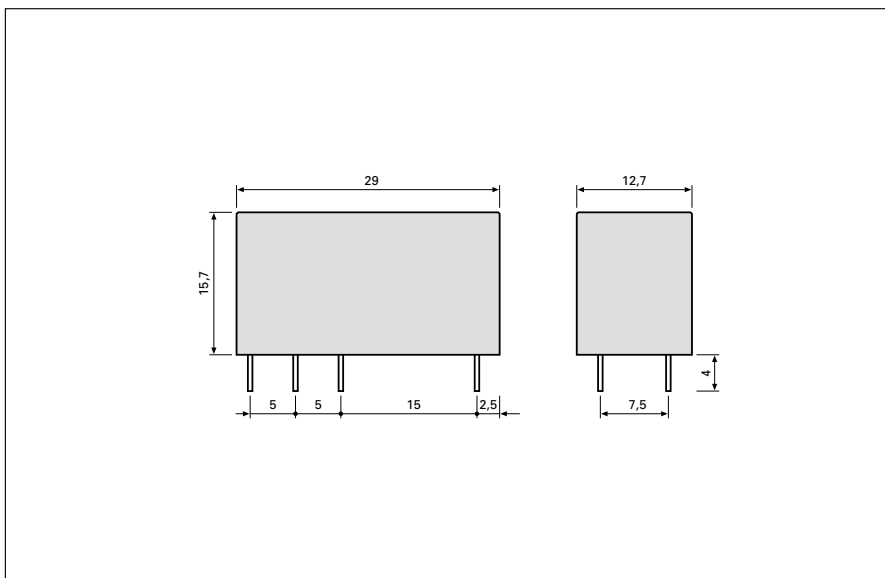


SGR 543

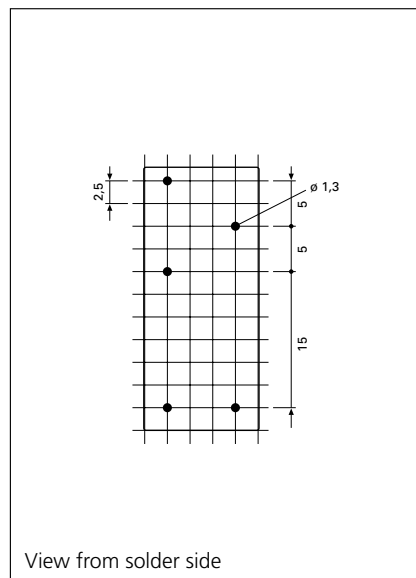


SGR 523

Dimensions drawing (mm)

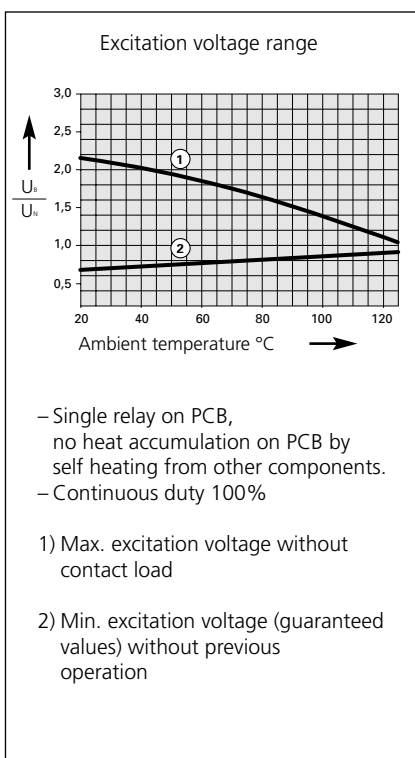


Drilling pattern (mm)



View from solder side

Coil data



Standard coil for direct current (other voltages on request)

Nominal spannung VDC	Min. pick-up voltage at 20°C	Drop-out spannung at 20°C	Nominal current mA	Resistance Ohm at 20°C	Tolerance %
5	3,5	0,4	80,65	62	10
6	4,2	0,5	66,67	90	10
9	6,3	0,7	45,00	200	10
12	8,4	1,0	33,33	360	10
18	12,6	1,4	22,22	810	15
24	16,8	1,9	16,67	1.440	15
36	25,2	2,9	11,08	3.250	15
48	33,6	3,8	8,33	5.760	15
60	42,0	4,8	6,67	9.000	15
110	77,0	8,8	4,55	24.200	15