



SGR-PCB RELAYS 282Z – with forcibly guided contacts

No. of contacts: **2 CO**
 Rated current: **4 A**
 Inrush current: **15 A**

Order description

SGR 282Z ...VDC

Contact data

Contact material	AgCuNi
Type of contact	Single contact
Rated switching capacity	250 VAC 4A AC1 1000 VA
Electrical life	approx. 100.000 operations 250 VAC 4 A
Contact resistance	100 mΩ

Coil data

Nominal voltages	6-12-24-48-60-110 VDC
Pick-up voltage	approx. 0,75 x Nominal voltage (at 20 °C)
Power consumption	typically 1 W

Options

Contact material ...+AU
 SGR 282Z ...VDC +AU
 Washproof IP 54
 SGR 282ZO ...VDC
 Sealed IP 67
 SGR 282ZV ...VDC

General data

Mechanical life	> 50 x 10 ⁶ Operations
Max. switching frequency	360 Operations/h
Operate time	typically 12 ms
Release time	typically 5 ms
Bounce time	typically NO: 4 ms / NC: 8 ms
Vibration resistance	NO: 10 g, NC: 1,5 g (10-55 Hz)
Test voltage coil-contact	4.000 V _{eff}
Test voltage contact sets	2.500 V _{eff}
Test voltage contact open	1.500 V _{eff}
Weight	approx. 20 g
Ambient temperature	-40°C - +70°C
Temperature of soldering bath	270°C / 5 s
Protection category	IP 42

Accessories

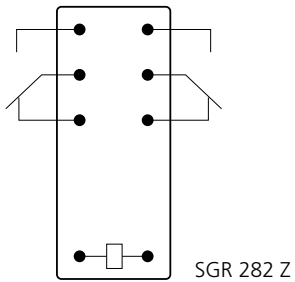
PCB mounting socket
 ZGR 001

Tests, regulations

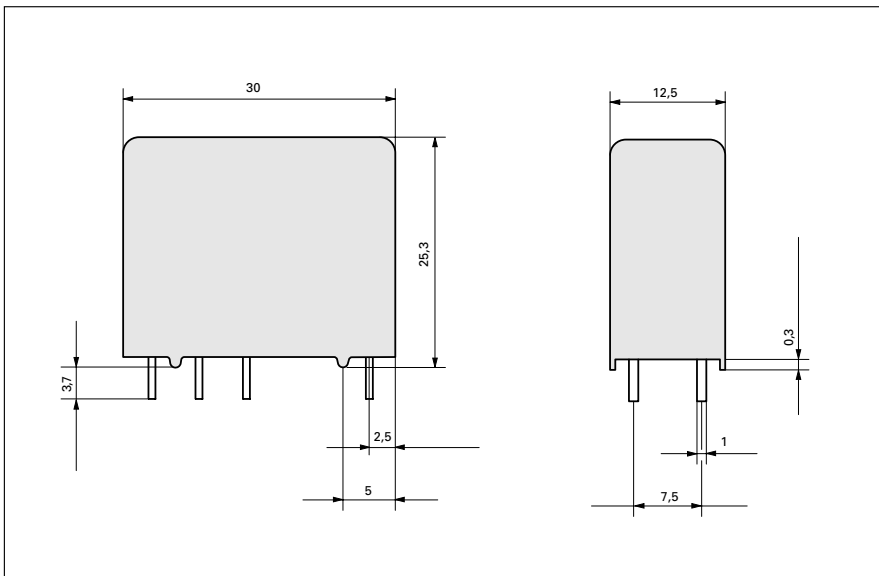
Approvals	on request
Insulation group	C/250
Creeping and leakage distance	> 14 mm

Diagram

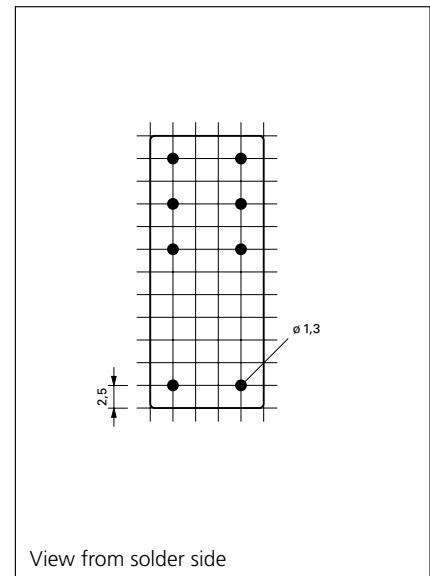
View from above



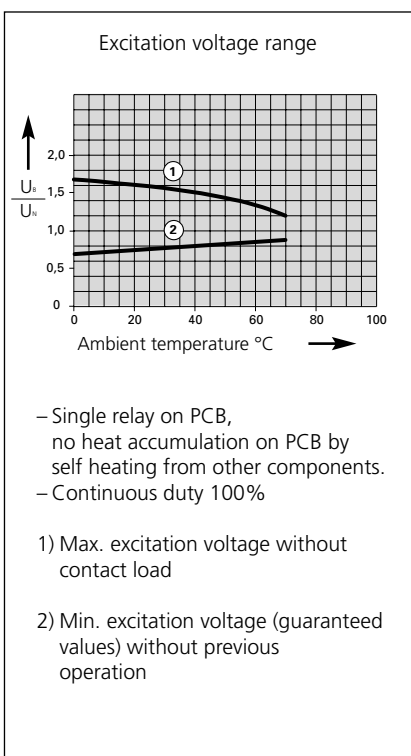
Dimensions drawing (mm)



Drilling pattern (mm)



Coil data



Standard coil for direct current (other voltages on request)

Nominal voltage VDC	Min. pick-up voltage at 20°C	Drop-out voltage at 20°C	Nominal current mA	Resistance Ohm at 20°C	Tolerance %
6	4,5	0,3	166,00	36	10
12	9,0	0,6	85,70	140	10
24	18,0	1,2	33,30	720	10
48	36,0	2,4	20,80	2.300	10
60	45,0	3,0	13,60	4.400	13
110	82,5	5,5	11,00	10.000	15